

Sustainable Development Results & Highlights 2021

Environmental Performance

Carbon Emissions

In 2021, HAS generated 5,118 tCO₂e of Greenhouse Gas (GHG) emissions.

As the greatest source of GHG emissions, GSE fuel consumption in 2021 was 1.71 million liters, contributing to 89% of the total emissions.

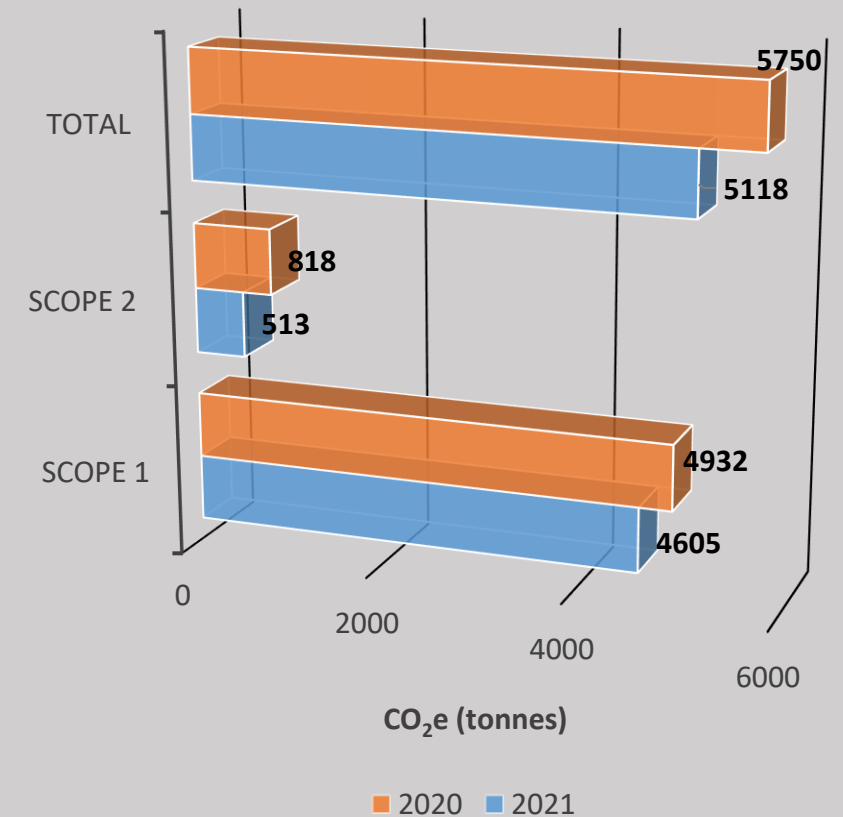
GHG Emissions	Unit	2021
Direct Emissions (Scope 1)	tCO ₂ e	4,605
Indirect Emissions (Scope 2)	tCO ₂ e	513
Total Emissions (Scope 1 & 2)	tCO₂e	5,118

Emission Intensity	Unit	2021
GHG Emission intensity	kg CO ₂ e / ATM	102

Environmental Performance

Carbon Emissions

Major Emission Sources 2020-2021



Environmental Performance

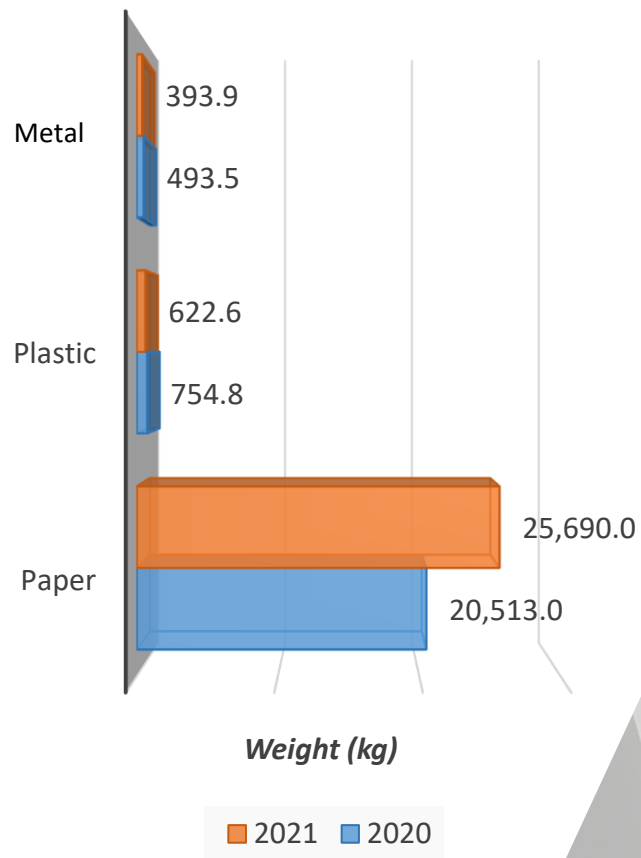
In 2021, HAS consumed 6,818 m³ of municipal water, about 28% less than that of 2020.



Water Consumption

Environmental Performance

Recycling Performance 2020-2021



Waste Management

Waste Management Performance	Unit	2021
Paper recycled	kg	25,690
Plastic recycled	kg	623
Metal recycled	kg	393
Total Recycled Amount	kg	26,707
Total Waste to Landfill	kg	25,115

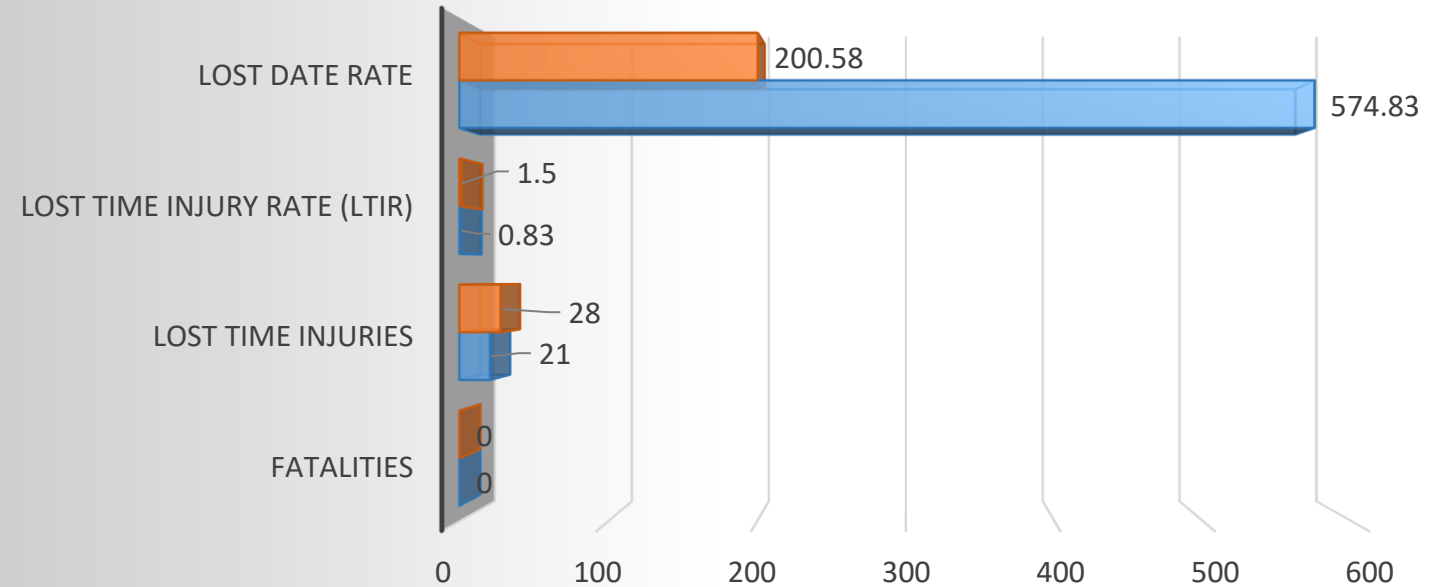
Occupational Health & Safety

In 2021, there were a total of 28 Lost Time injuries reported.

The Lost Time Injury Rate (LTIR) slightly increased from 0.83 in 2020 to 1.5 in 2021.



Safety Performance 2020-2021



	Fatalities	Lost Time Injuries	Lost Time Injury Rate (LTIR)	Lost Date Rate
2021	0	28	1.5	200.58
2020	0	21	0.83	574.83

2021 2020

Occupational Health & Safety

HKIA Safety Recognition Scheme
2020/21
Safety Excellence Award – Bronze



13 years JAL Ramp Incident Free
Commendation Certificate



Safety Hero



JAL Airport of the Year award



JAL Thank You and Appreciation Event



Ramp Safety Role Models



Occupational Health & Safety

AA Fire drill exercise



Management Walk




AA Joint GSE Inspection



Cross company Ramp Observation



AA Joint Wheelchair lift Risk Assessment



AA U See U Act Promotion



Occupational Health & Safety

AA Airside Safety Briefing



Listening your straight talk



Focus Group discussion



AA Human Factor & Safety Culture talk



AA Bomb Threat Assessor Workshop



Our People

Training and Education	Unit	2021
Average Hours of Training per Employee	hours	34.61
Level 1	hours	34.61
Level 2	hours	34.60
Level 3	hours	34.60
Convicted Case of Corruption	case	0.00

SOCIAL PERFORMANCE	Unit	2021
Total workforce		
By Type of Employment		
Total Permanent Employee	number	1523
Fixed Term and Temporary Contract Employees	number	50
Total Employee	number	1573
By Gender		
Male Staff	number	1364
Female Staff	number	209
By Age Group		
Under 30 years old	number	139
30 and under 50 years old	number	793
50 and over years old	number	641

Our People

Fruit Day



Chinese New Year Celebration Event



Heatstroke prevention gifting event



Healthy Workplace



Retirees Appreciation Ceremony





Notes and definition:

- 1. The electricity consumption in Cathay City, Cathay House and Cathay Pacific Cargo Terminal are excluded due to changes in the data collection system.**
- 2. Lost Time Injury Rate = Total injuries / Total Hours Worked x 200,000*. (*This represents rate per 100 employees, based on 40 hours per week for 50 weeks a year.)**
- 3. Lost Day Rate = Total Days Lost / Total Hours Worked x 200,000*. (*This represents rate per 100 employees, based on 40 hours per week for 50 weeks a year.)**
- 4. (*) Numbers are estimated.**

Sustainable Development Results & Highlights 2021

English & Chinese versions of the “2021 Sustainable Development Results & Highlights” are now available and posted on the departmental notice boards.

You may now browse or download the report highlights from Company website

www.has.com.hk

or through our intranet

hashome.has.com.hk.

